



Teaching Ukulele with the Brain in Mind

TMEA conference February 2020

Mary Knysh ~ Rhythmic Connections/Music for People Organization

www.rhythmicconnections.com

www.musicforpeople.org

Session Over View:

Brain research tells us that making music, movement, creative play and numinous experiences are key to neuroplasticity and brain-based learning. Knysh shares an innovative approach to teaching classroom ukulele that features these key learning components and incorporates an accessible and sequential teaching model designed to engage and include all levels of learners in your classroom.

Knysh provides educators with an innovative and interactive teaching method that incorporates brain-based principles designed for optimal learning. The sequential activities provide an opportunity for all levels of learners to be included. This fun and accessible method will increase the level of student engagement and joy in the learning process. This session will include innovative methods or integrating Orff instruments, recorders and boomwhackers into the classroom ukulele lesson plans.

Activity Overview:

3 Basic ways to play DRUM ~ CHUNK ~ STRUM

MOVEMENT IS KEY TO BRAIN BASED LEARNING

- Heartbeat to stepping pulse
- Basic Rhythmic Skills ~ Ukulele drumming
- Ukulele rhythm circle ~ explore sounds

RHYTHMIC CHUNKING

- Mute strings to create another textural sound on the uke
- Muted and open string chunking
- Expanded ukulele rhythm circle ~ building rhythmic/sound vocabulary

SINGLE STRING RHYTHM PLAY

- Open string play ~ sing what you play
- Walking the frets ~ easy introduction to chords

ONE CHORD SONGS

- The amazing C chord!
- One chord songs/ rounds

STEP & STRUM STYLES with ONE CHORD SONG

- Country Boom Chuck
- Reggae
- Blues

MOVEMENT IS KEY to Chord Progression Memory ~ brain-based approach

Two chord songs

- C Root chord ~ Body in center
- G7 Fifth chord ~ Body leans right

Three chord songs

- C chord ~ Body center
- G7 chord ~ Body right
- F chord ~ Body left

A World of Possibilities

- African 6/8 ~ ISHE OLUWA
- Country Boom Chuck ~ Mama Don't Allow No
- Reggae ~ Don't Worry, Be Happy
- Tumba Tumba ~ Arabic Baladi strum
- Samoitissa ~ Greek in 7/8 strum
- 12 Bar Blues in C with walking bass line

Ishe Oluwa

6/8 rhythm (feel of 2's or feel of 3's)

African Chant

$\text{♩} = 52$

C Dm F C C

I - she O - lu - wa ko le ba ja yo oh I - she O - lu -

6 Dm F C C F

wa ko le ba ja yo oh Ko le ba ja yo oh

11 C F C Dm F

ko le ba ja yo oh I - she O - lu - wa ko le ba ja

16 C

yo oh

Tumba Tumba

Baladi Rhythm

Arabic

$\square = 132$

Am Dm Am Am

Tum - ba Tum - ba Tum - ba Tum Tum - ba Tum - ba Tum - ba Tum La la la la

6 Dm Am Dm Am

la la la La la la la la la la

Samoitissa

3 2 2 feel

Greece

♩ = 120

Uke Blues - Walking Bass

C Blues - 12 bar

12 Bar Blues

C (I) | / / / / | / / / / | / / / / | / / / / |

F (IV) | / / / / | / / / / | C (I) | / / / / |

G⁷ (V⁷) | / / / / | F (IV) | / / / / | C (I) | / / / / | G⁷ (V⁷) | / / / / |

* Make up a blues song *

A: a complaint, tell your story... leave space end

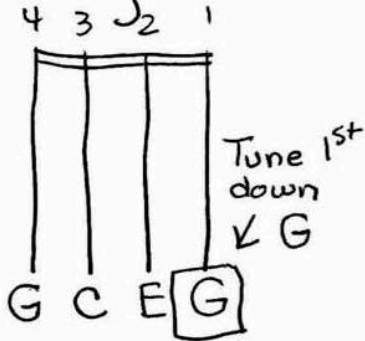
B: wrap it up with a resolution, final comment

FREE PLAY & SPONTANEOUS COMPOSITION ~ C SLACK KEY TUNING

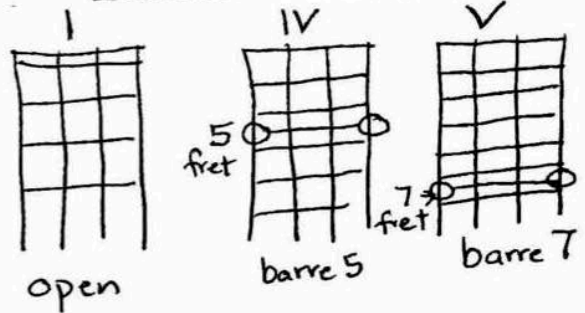
- Easy and fun moveable shapes for creative play and improvisation

* Uke - Slack Key Tuning *

* Tuning it to a C chord

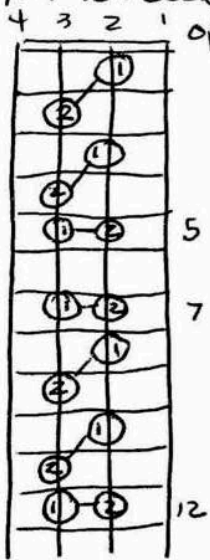


1, IV, V chords - Barre



* Chunking - mute strings (drum effect)
Open or barre + mix chunking for rhythmic possibilities -

* Moveable Shapes for Improvisation



* Play Freely and Try all kinds of combinations!

*